

Tria V_Guide®

video guided epiduroscopy system

Tria V_Guide®

video guided epiduroscopy system

Wide Indication Area

- Indicated for spinal stenosis, sciatica, chronic and discogenic disc pain, herniated disc and epidural adhesions
- Applicable system for L3-S2 area

Minimal Invasive Approach

- Suitable for minimal invasive approach with 3mm (9Fr) diameter catheter
- 2 working channels in 1.20mm diameter for endoscope and medication

Ergonomic Catheter

- Ergonomic handle design and dual direction movement for easy usage
- Locking system which allows to lock system in required position
- Four connection ports for safe and faster use

Access Kit

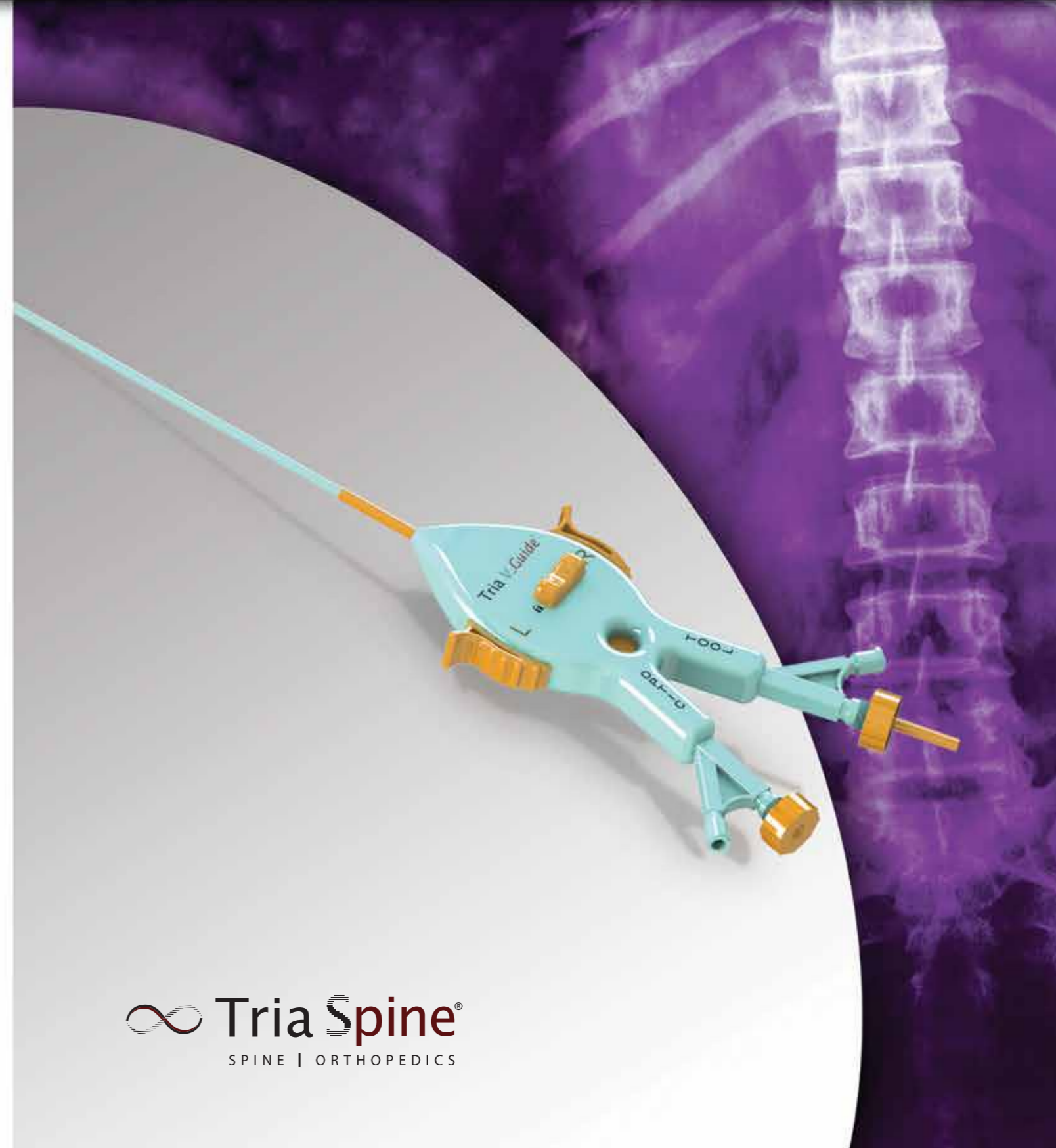
- Dilator, Introducer, Guide Wire, Syringe, Extension and Needle

Disposable System

- Sterile and disposable system for easy and safe usage

Video Support

- Endoscope option with 10k ve 20k resolutions in 1.0mm diameter optics




SYSTEM FEATURES

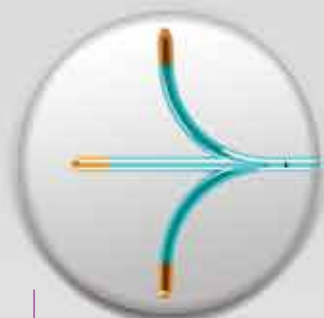
Access kit



Flexible endoscope




Flexible endoscope
flexible endoscope in 10k and 20k resolution for better imaging



Steerable tip
steerable, specially designed tip with a tungsten carbide part for better insertion and imaging



Dual direction movement
enhanced mechanism which allows dual side movement for better access



Two channel catheter
catheter with two channels for safe operation



Locking mechanism
locking mechanism which helps surgeon during the operation



Four connection ports
four connection ports for safe and faster use

